



Summary Feedback

(Combined feedback broadcasted at multiple times this week)

PRE - RECORDED ST1-ST4 Teaching Programme 2023

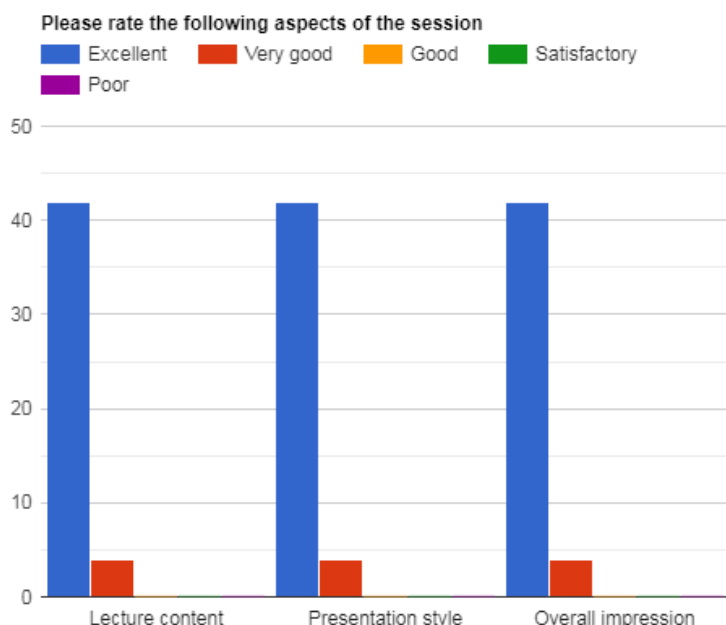
FRCR 1 - Abdomen & Pelvis Anatomy (a) GIT (b) Vascular (c) Mock Exam Cases

(27th and 28th May 2023)

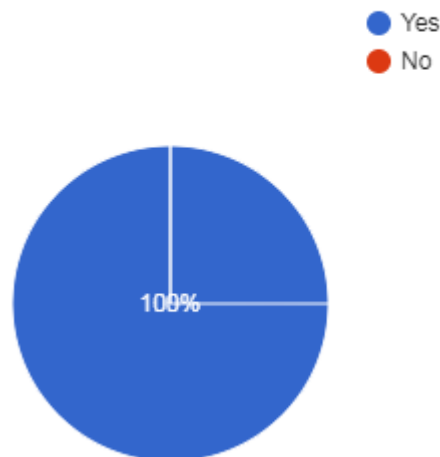
Lecturers: Sami Khan, Nicholas Chua & Sakib Moghul

Summary Points:

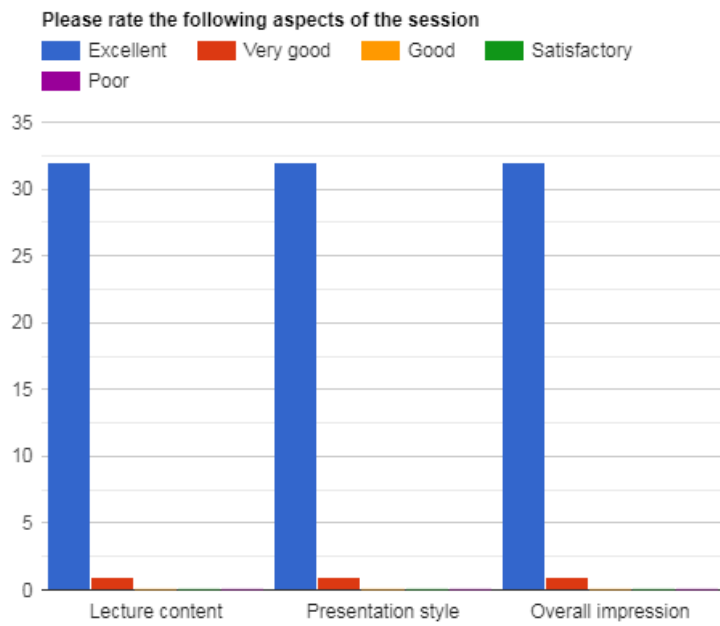
- Total Attendees: 300 from 30 Countries (Bahrain, Bangladesh, Canada, Dominica, Egypt, Hong Kong, India, Indonesia, Iraq, Jordan, Kenya, Malaysia, Myanmar, Nepal, Nigeria, Oman, Pakistan, Qatar, Saudi Arabia, Singapore, South Africa, Sri Lanka, Sudan, Swaziland, Türkiye, UAE, UK, Yemen, Zambia, Zimbabwe).
- Total duration: 3 hours (each session broadcasted thrice during the week)
- Total feedback received from 85 participants, from three different broadcasts



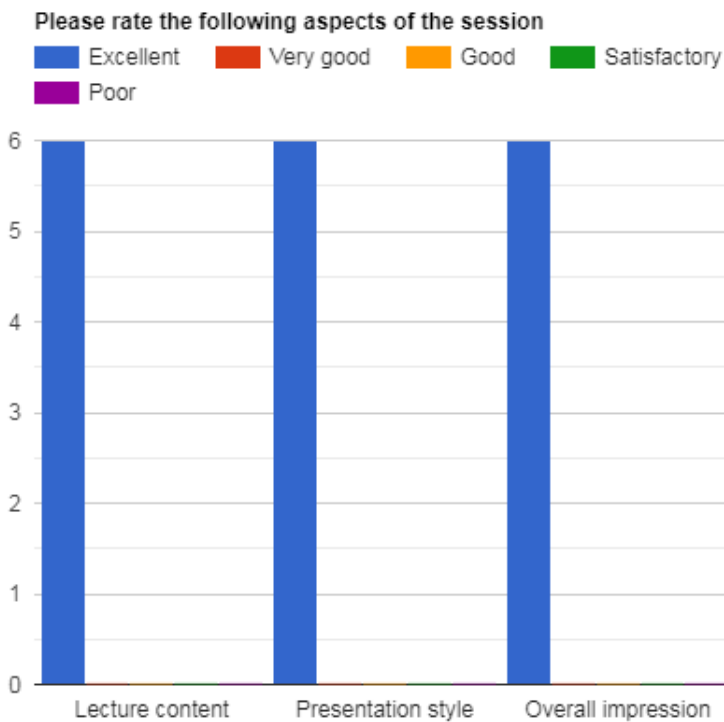
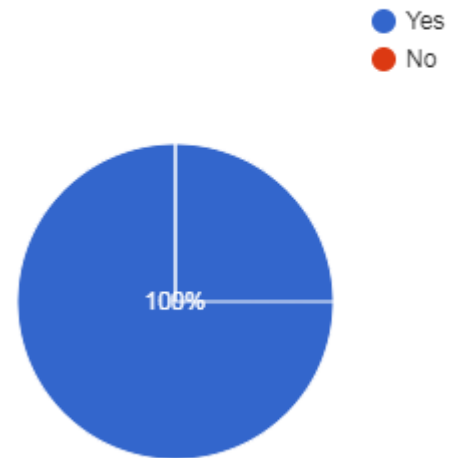
Did you find it useful
46 responses



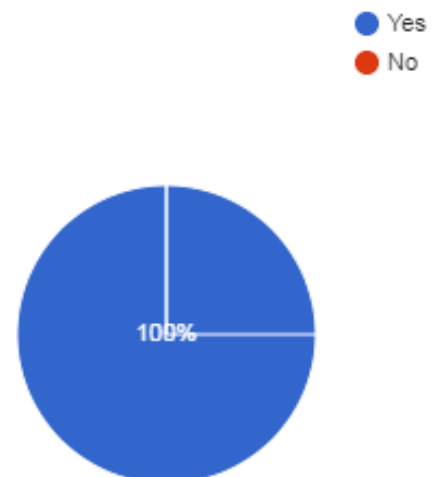
FRCR 1 - Abdomen & Pelvis Anatomy (a) GIT (b) Vascular (c) Mock Exam Cases



Did you find it useful
33 responses



Did you find it useful
6 responses



Testimonials

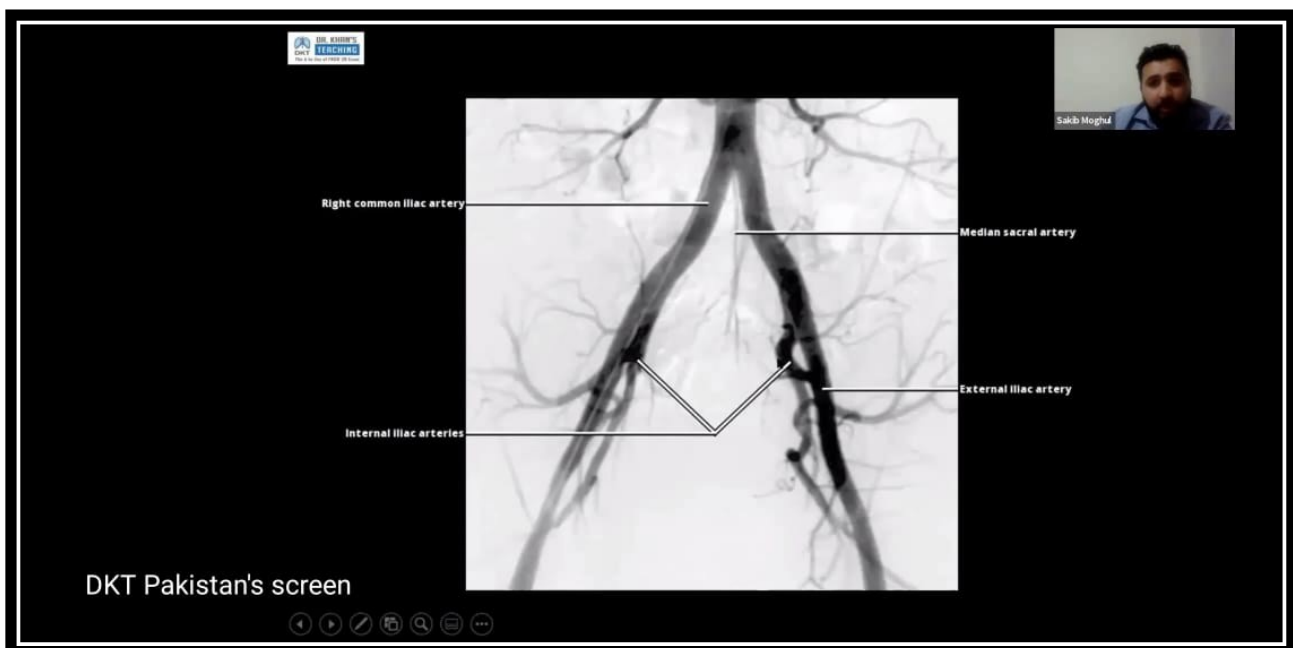
- Excellent explanation of all the forgotten concepts, really helpful lecture (Pakistan).
- Enjoyed the reminder of embryology (UK).
- Excellent (Malaysia).
- Awesome (Indonesia).

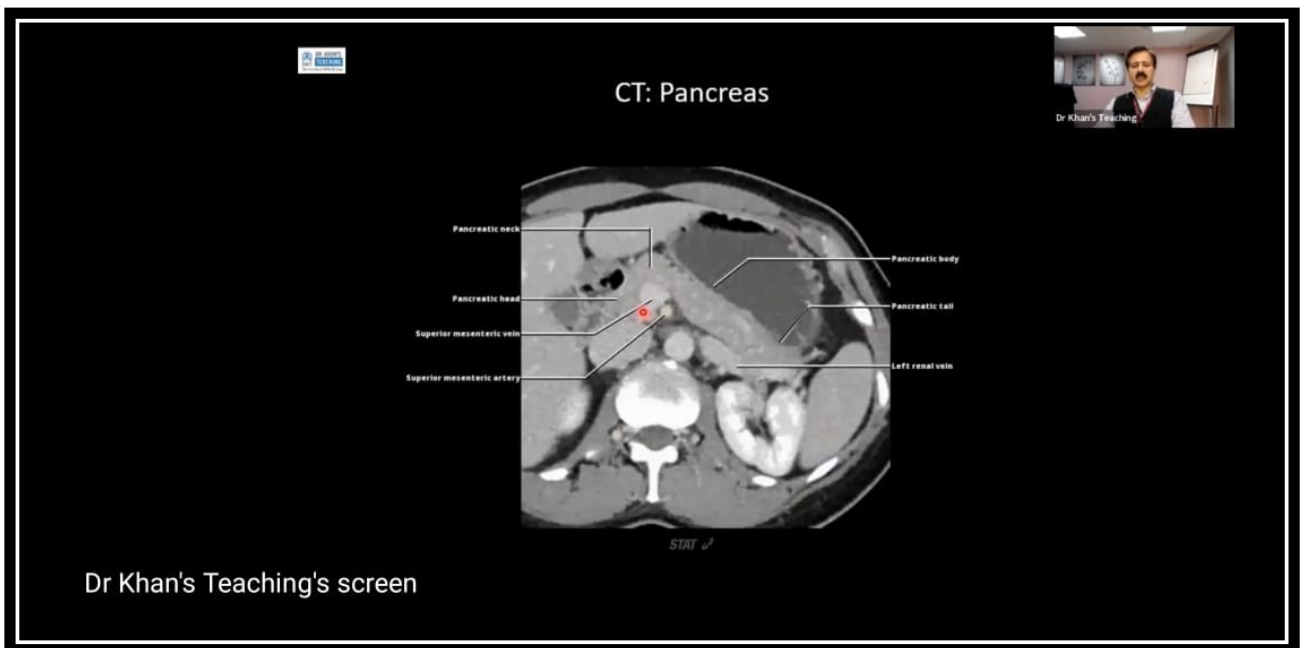
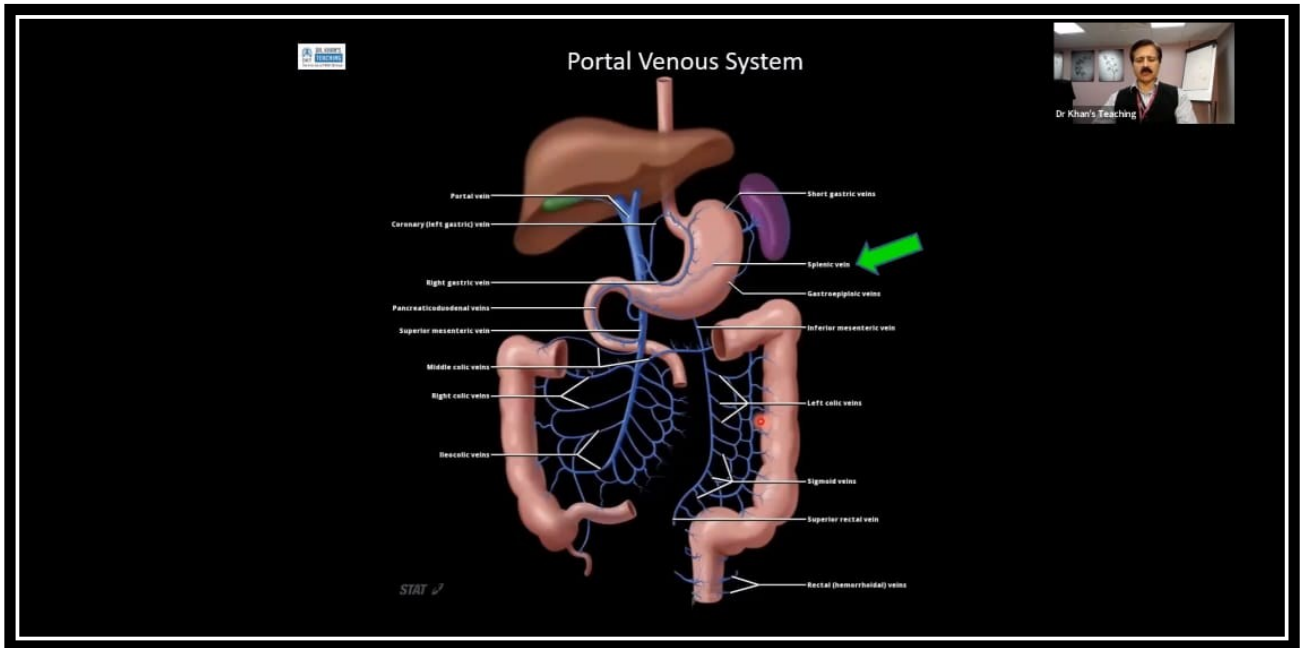
FRCR 1 - Abdomen & Pelvis Anatomy (a) GIT (b) Vascular (c) Mock Exam Cases

- Excellent! Sir, God bless you always! (UAE).
- Excellent teaching session (Algeria).
- Impressive (Nigeria).
- Excellent. Dr Khan is a very good teacher (UAE).
- Amazing (Yemen).
- Excellent. thanks to the whole team (UAE).
- "DICOM anatomy review was the best. Interactive teaching" (Algeria).
- "Basic things explained with logic. I have learned peritoneal cavity and layers and ligaments with clarity after 20 years of graduation" (Pakistan).
- Embryo that leads gross anatomy and then radio imaging was the most useful. What a way Dr Khan teaching! (Pakistan).
- Pictorial explanation was the best (UK).
- Anatomy on PACS was great (Pakistan).
- Clear concepts (Pakistan).
- Vascular anatomy and detail explanation, especially helpful for juniors (Pakistan).
- Great effort (UK).
- Enlightening. Consolidating already learnt processes (Nigeria).
- Very informative (UK).
- Everything was perfect (Pakistan).
- Anatomy basics were great (UAE).
- All aspects were useful (Pakistan).
- Radiological anatomy was the best (Pakistan).
- Interactive session (Pakistan).
- Relationship of SMA and SMV and importance in rotation disorders were the best aspects (Zimbabwe).
- Lecture and images were the most valuable (Pakistan).
- Very informative (Pakistan).
- Excellent valuable lecture (Pakistan).
- Brilliantly done (South Africa).
- Great lecture, keep it up (Pakistan).
- Best session (Pakistan).
- Great knowledge (Pakistan).
- You are doing the best, sir (UAE).
- Best session (Pakistan).
- Outstanding (Pakistan).
- Very, very helpful (Pakistan).
- Perfect (Pakistan).
- Basic illustrated (Bahrain).
- "DICOM Anatomy Review was the best" (Algeria).
- Interesting videos (Nigeria).
- Concepts were amazing (UK).
- Teaching lectures were great (Qatar).
- Cases were awesome (India).
- Sir's way of teaching anatomy through diagrams, atlas and then through pacs is marvelous (Pakistan).

FRCR 1 - Abdomen & Pelvis Anatomy (a) GIT (b) Vascular (c) Mock Exam Cases

- Valuable (Pakistan).
- Done by an educated mentor and mock exam style (Pakistan).
- Good concepts (Pakistan).
- The explanations and diagrams were the most useful (Singapore).
- Excellent session (Pakistan).
- Lecture and images were the most useful (Pakistan).
- Nice (Saudi Arabia).
- All aspects wonderfully covered (Pakistan).
- Content was the most valuable (India).
- The orientation anatomy and anatomical variants of arteries was the most valuable (Pakistan).
- Good, detailed description. Nice presentation (Pakistan).
- Clear concepts (Pakistan).
- Excellent illustrations (India).
- Very easy absorbable lecture. God bless you (Pakistan).
- Teaching is very simple and clear with good illustrations (UAE).
- Question/Answer session was the best (Pakistan).
- Everything was valuable, especially kidney part.





=====XX=====XX=====